

# Dielectric and Shear Mechanical Relaxation in Viscous Liquids: Are they Connected?

Kristine Niss<sup>1</sup> and Bo Jakobsen<sup>2</sup>  
master students at Roskilde University  
supervised by Niels Boye Olsen


<http://dirac.ruc.dk/~kniss/masterthesis/>

---

<sup>1</sup>kniss@dirac.ruc.dk

<sup>2</sup>boj@dirac.ruc.dk

# Methods of measurement



**Dielectric:** 22-layer gold platen capacitor with empty capacitance of 68pF.  $10^{-3} - 10^6$ Hz

**Shear modulus:** Piezoelectric shear modulus gauge (PSG)

[Christensen & Olsen, 1995]  $10^{-3} - 10^{4.5}$ Hz

**Measurement:** Standard equipment.

$10^{-3} - 10^2$ Hz: HP3458A multimeter in conjunction with a Keithley AWFG.

$10^2 - 10^6$ Hz: HP 4284A LCR meter

**Temperature:** Nitrogen cooled cryostat.

Absolute temperature: better than 0.2K

Temperature stability: better than 20mK

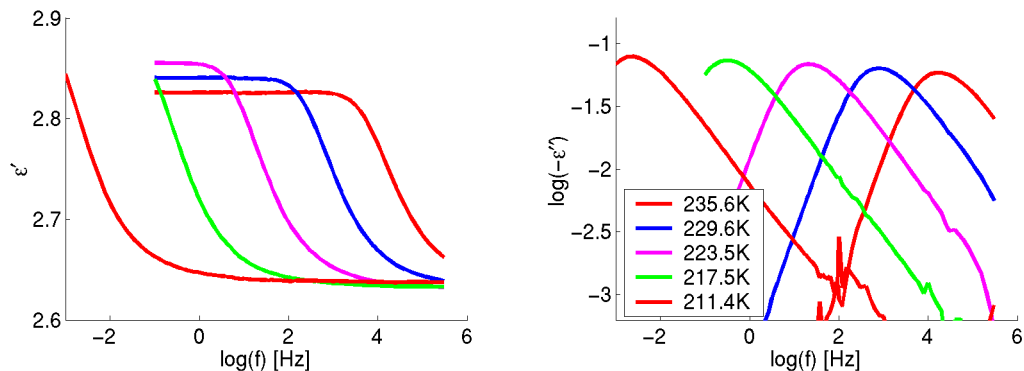
# Dielectric relaxation

$$P_z e^{i(\omega t + \phi)} = \epsilon_0 \xi(\omega) E_0 e^{i\omega t} \quad \text{where} \quad \epsilon(\omega) = \xi(\omega) + 1$$

$$C(\omega) = \frac{A \epsilon_0 \epsilon(\omega)}{d} = C_0 \epsilon(\omega) \quad \text{where} \quad Q_0 e^{i(\omega t + \phi)} = C(\omega) U_0 e^{i\omega t}$$

$$P_z = (\epsilon - 1) \epsilon_0 E_m = N (E_i \alpha_i + \langle \mu_z \rangle) = N (\alpha_i E_i + \alpha_r E_d)$$

Typical spectrum (substance: DC704):



# Debyes model

- Spherical non-interacting dipoles
- Surroundings can be described as a viscous continuum, with a frequency independent viscosity ( $\eta_0$ )
- No-slip boundary conditions
- Inertial effects are ignored

$$\frac{\partial f}{\partial t} + \nabla \cdot \mathbf{J} = 0, \quad \mathbf{J} = -D_0 \nabla f + \mathbf{v} f$$

$$\zeta_0 = 8\pi r^3 \eta_0, \quad \dot{\theta} = \frac{M}{\zeta_0}$$

$$\frac{\partial f}{\partial t} = \frac{1}{\sin \theta} \frac{\partial}{\partial \theta} \left[ \sin \theta \left( D_0 \frac{\partial f}{\partial \theta} - \frac{M}{\zeta_0} f \right) \right]$$

# Microscopic DiMarzio-Bishop model

The Debye “rotational diffusion equation”:

$$\frac{\partial f}{\partial t} = \frac{1}{\sin \theta} \frac{\partial}{\partial \theta} \left[ \sin \theta \left( D_0 \frac{\partial f}{\partial \theta} - \frac{M}{\zeta_0} f \right) \right]$$

The generalized rotational diffusion equation by DiMarzio & Bishop [1974]:

$$\frac{\partial f}{\partial t} = \frac{1}{\sin \theta} \frac{\partial}{\partial \theta} \left[ \sin \theta \left( \frac{\partial}{\partial \theta} \int_{-\infty}^t D(t - \tau) f(\tau) d\tau - f \int_{-\infty}^t V(t - \tau) M(\tau) d\tau \right) \right]$$

The Stokes friction term is used

$$\zeta(\omega) = 8\pi r^3 \eta(\omega)$$

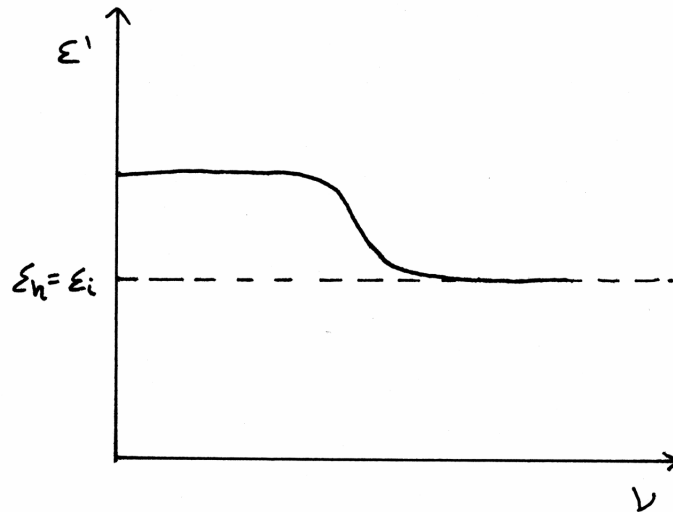
A first order solution is found

$$\alpha_r(\omega) = \frac{\mu^2}{3k_B T \left( 1 + \left( \frac{4\pi r^3}{k_B T} \right) i\omega \eta(\omega) \right)} = \frac{\mu^2}{3k_B T \left( 1 + \left( \frac{4\pi r^3}{k_B T} \right) G(\omega) \right)}$$

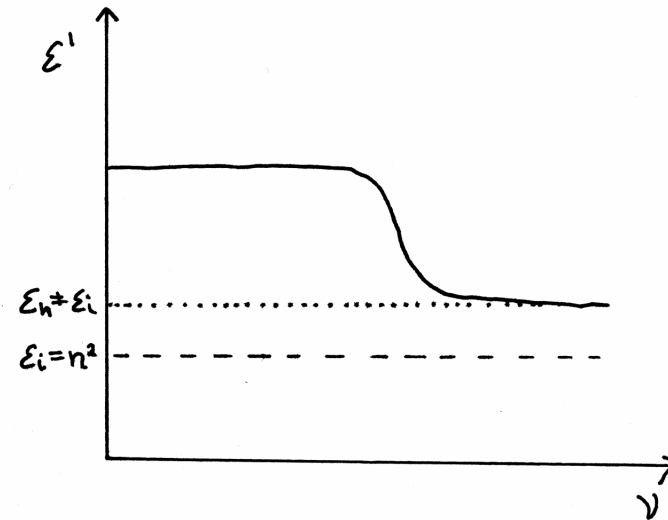
This microscopic polarizability has to be connected to macroscopic measurable quantities.

# What controls the high frequency limit

Original Debye model



Generalized Debye model



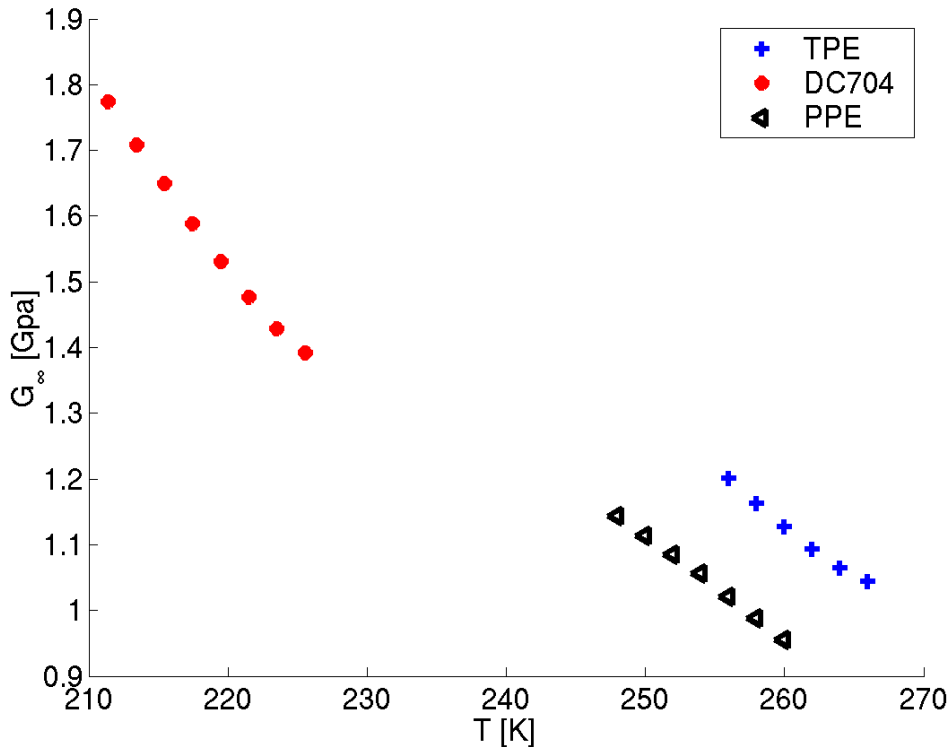
$$\frac{\epsilon - 1}{\epsilon + 2} = \frac{N}{3\epsilon_0} \left[ \alpha_i + \frac{\mu^2}{3k_B T \left( 1 + \left( \frac{4\pi r^3}{k_B T} \right) i\omega\eta_0 \right)} \right]$$

$$\frac{\epsilon_h - 1}{\epsilon_h + 2} = \frac{N}{3\epsilon_0} \alpha_i$$

$$\frac{\epsilon - 1}{\epsilon + 2} = \frac{N}{3\epsilon_0} \left[ \alpha_i + \frac{\mu^2}{3k_B T \left( 1 + \left( \frac{4\pi r^3}{k_B T} \right) G(\omega) \right)} \right]$$

$$\frac{\epsilon_h - 1}{\epsilon_h + 2} = \frac{N}{3\epsilon_0} \left[ \alpha_i + \frac{\mu^2}{3k_B T \left( 1 + \left( \frac{4\pi r^3}{k_B T} \right) G_\infty \right)} \right]$$

# What controls the high frequency limit



## Increasing $T$

Effects giving decreasing  $C_h$

- $k_B T$  increases
- $N$  decreases
- Spacing increases

Effect giving increasing  $C_h$

- $G_\infty$  decreases

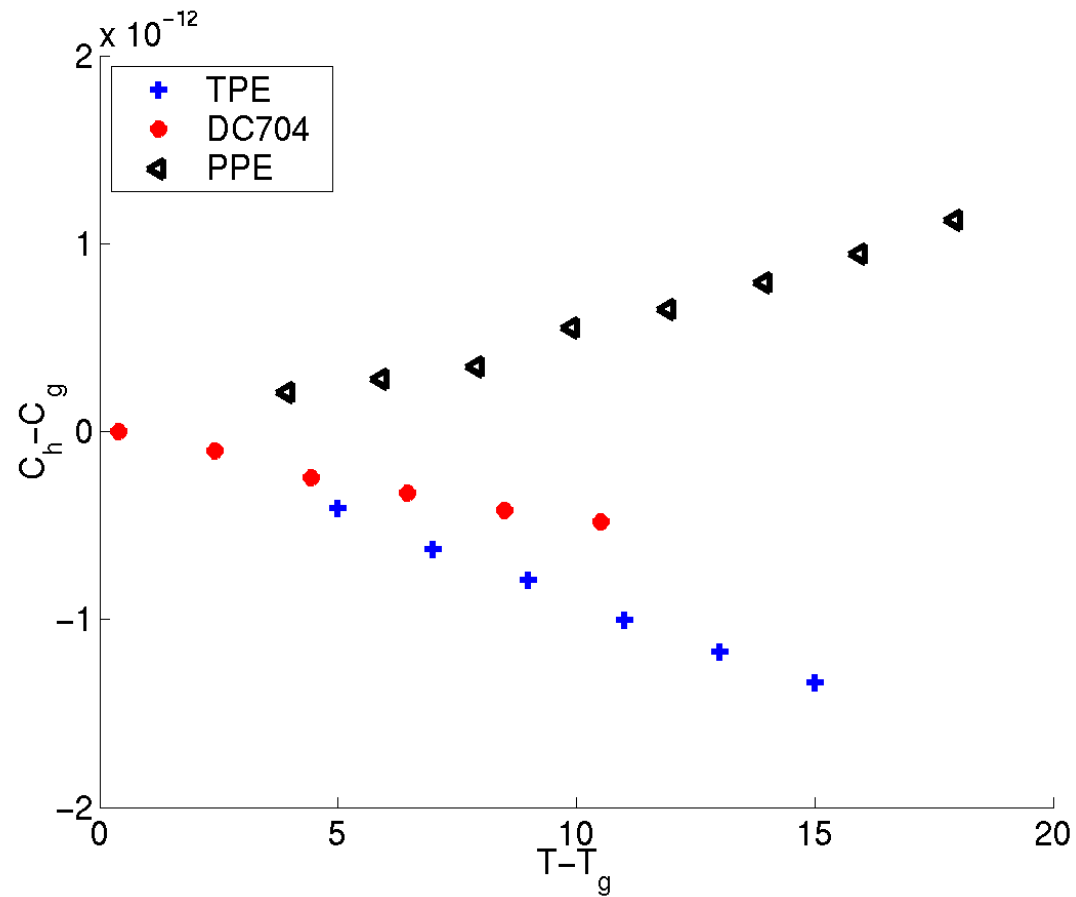
Original Debye model

$$\frac{\epsilon_h - 1}{\epsilon_h + 2} = \frac{N}{3\epsilon_0} \alpha_i$$

Generalized Debye model

$$\frac{\epsilon_h - 1}{\epsilon_h + 2} = \frac{N}{3\epsilon_0} \left[ \alpha_i + \frac{\mu^2}{3k_B T \left( 1 + \left( \frac{4\pi r^3}{k_B T} \right) G_\infty \right)} \right]$$

# Temperature dependence $C_h$



	$T_m$	$T_g$	$n^2$	$\Delta\epsilon$
TPE Triphenylethylene	343K	249K	-	0.05
DC704 Silicone oil	-	211K	2.42	0.2
PPE Polyphenyl Ether	-	244K	2.66	1.5



# Conclusions and questions

- There is an elastic contribution to  $\epsilon_h$ .
- This is qualitatively in agreement with the generalized Debye model.
- Quantitative testing is difficult
- Other tests
  - The full spectrum, including the loss peak frequency.
  - The temperature dependence of fitted parameters.

Shear Mechanical and Dielectric Relaxation:  
Are they Connected?

## References

- Christensen, T. & Olsen, N. B. [1995]. A rheometer for the measurement of a high shear modulus covering more than seven decades of frequency below 50 kHz, *Review of scientific instruments* **66**(10): 5019.
- DiMarzio, E. A. & Bishop, M. [1974]. Connection between the macroscopic electrical and mechanical susceptibilities., *The Journal of Chemical Physics* **60**(10): 3802.